

First Friends 2

2nd Edition

Class Book



OXFORD

Susan Iannuzzi

Level 2 Scope and Sequence

Unit	Topics & objectives	Vocabulary	Structure	Letters & phonics	Values & Explore	Numbers	Songs & Projects
1	Hello! <ul style="list-style-type: none"> Talk about the days of the week Review the alphabet Review initial sounds 	<i>Sunday</i> <i>Monday</i> <i>Tuesday</i> <i>Wednesday</i> <i>Thursday</i> <i>Friday</i> <i>Saturday</i>	<i>What day is it? It's (Monday).</i>	Alphabet Revision	Explore: my week	21-22	Lesson 2 <i>It's a nice day</i> Lesson 3 <i>A-Z song</i>
2	Our School <ul style="list-style-type: none"> Ask about and identify people in school Ask about and identify places in school 	<i>classroom</i> <i>friend</i> <i>guitar</i> <i>music room</i> <i>piano</i> <i>playground</i> <i>sandbox</i> <i>school bus</i> <i>seesaw</i> <i>swing</i> <i>teacher</i>	<i>What's this? It's (a sandbox).</i> <i>Who's this? He's / She's (a teacher).</i>	Alphabet Revision	Value: taking pride in your school <i>I love (our school).</i> <i>Yes, it's great. The classroom looks great.</i>	23-24	Lesson 2 <i>Listen ... Listen ...</i>
3	My Feelings <ul style="list-style-type: none"> Talk about feelings Ask about other people's feelings 	<i>cold</i> <i>happy</i> <i>hot</i> <i>hungry</i> <i>sad</i> <i>scared</i> <i>shy</i> <i>sleepy</i> <i>thirsty</i> <i>tired</i>	<i>Are you (cold)? Yes, I am. / No, I'm not.</i>	digraph 'sh' <i>sheep</i> <i>shelf</i> <i>ship</i> <i>shoes</i> <i>fish</i>	Explore: music	25-26	Lesson 2 <i>If you're happy and you know it</i> Lesson 3 <i>sh song</i>
4	I Can Jump! <ul style="list-style-type: none"> Talk about abilities 	<i>catch</i> <i>climb</i> <i>draw</i> <i>jump</i> <i>kick</i> <i>read</i> <i>run</i> <i>sing</i> <i>throw</i> <i>write</i>	<i>I can (run). I can't (sing).</i>	digraph 'th' <i>thick</i> <i>thin</i> <i>throw</i> <i>thumb</i> <i>bath</i>	Value: being modest <i>Yours is, too. Good job.</i>	27-28	Lesson 2 <i>I can jump</i> Lesson 3 <i>th song</i> Lesson 6 Project: a numbers insect <i>My insect can climb</i>
5	My Home <ul style="list-style-type: none"> Describe a scene 	<i>bathroom</i> <i>bedroom</i> <i>cooker</i> <i>dining room</i> <i>fridge</i> <i>kitchen</i> <i>lamp</i> <i>living room</i> <i>plant</i> <i>sofa</i> <i>TV</i>	<i>There is (a kitchen). There are (five rooms).</i>	digraph 'ch' <i>chocolate</i> <i>beach</i> <i>kitchen</i> <i>sandwich</i>	Value: keeping your room tidy <i>Let's make the bed. Please help me. That's better.</i>	29-30	Lesson 2 <i>Look at my house</i> Lesson 3 <i>ch song</i>

Unit	Topics & objectives	Vocabulary	Structure	Letters & phonics	Values & Explore	Numbers	Songs & Projects
6	My Room <ul style="list-style-type: none"> Describe the location of objects in a room using prepositions 	<i>bed blanket pillow rug shelf wardrobe behind next to in on under</i>	<i>Where is it? It's in / on / under ...</i>	CVC with 'a' <i>cat hat mat fat</i>	Explore: beds	40-50	Lesson 2 Put your hand on your head Lesson 3 a song
7	On Holiday <ul style="list-style-type: none"> Ask about quantity Count the number of objects in the scene 	<i>beach bucket crab sand sandcastle sea shell spade towel umbrella</i>	<i>How many (shells) are there? There are (three shells).</i>	CVC with 'e' <i>jet net wet pet</i>	Explore: plants and flowers	60-70	Lesson 2 Ten umbrellas Lesson 3 e song
8	Let's Eat! <ul style="list-style-type: none"> Describe what food people have 	<i>bread. butter cheese. chicken fish milk potato rice salad soup</i>	<i>She / He has got (rice).</i>	CVC with 'i' <i>big dig fig wig</i>	Value: respecting your elders <i>Watch me. Go ahead. Now you try.</i>	80-90	Lesson 2 I love food Lesson 3 i song Lesson 6 Project: grow your own bean plant Bean plant, bean plant
9	In The Wild <ul style="list-style-type: none"> Talk about abilities 	<i>crocodile elephant giraffe hippo lion monkey parrot snake tiger zebra</i>	<i>She / He / It can (jump).</i>	CVC with 'o' <i>hop mop top chop</i>	Explore: pets	100	Lesson 2 In the wild Lesson 3 o song
10	Jobs <ul style="list-style-type: none"> Ask about people and identify their jobs 	<i>builder doctor farmer firefighter nurse pilot police officer singer taxi driver teacher</i>	<i>Is she / he (a doctor)? Yes she / he is. No, she / he isn't.</i>	CVC with 'u' <i>bun run sun</i>	Value: being safe <i>Wait. It is not safe. Yes, sir. It's safe now. Let's cross.</i>	Numbers revision	Lesson 2 How are you today? Lesson 3 u song

Unit 1

Hello!

Vocabulary

Lesson 1

Listen and say. » 1

Say and do.

Listen and say. » 2

Sunday

Monday

Tuesday

Wednesday

Thursday

Friday

Saturday

Monday




Structure

Lesson 2

Listen and say. » 3

Say and do.

Listen, sing, and do. » 4



Structure: What day is it? It's (Monday).

Unit 1 Lesson 2

5

Phonics

Lesson 3

Look and say.
Listen and sing. 5
Find.

Aa



Bb



Cc

Dd



Ee



Ff



Gg



Hh



Ii



Jj



Kk



Ll



Mm



Nn



Oo



Pp



Qq



Rr



Ss



Tt



Uu



Vv



Ww



Xx

Yy



Zz



My Week

Explore

Lesson 4

Look and listen. 6

Listen and read. 6

Read and say.

It's Monday.



I'm at school.



My dad is at home.

It's Sunday.



My grandma and grandpa are here.


Lesson 5

Count.

Look and find.

21 22

21 22 23 24 25 26 27 28 29 30





It's Saturday!

Story

Lesson 3

Look and say.

Listen. » 7


Listen and act. » 7



It's Saturday!



Let's play.



Give me the ball.



Kick, Adam. Kick!

Unit
2

Our School

Vocabulary

Lesson 1

Listen and say. » 8

Listen and find. » 9

Look and say.

classroom

teacher

music room

piano

guitar

friend



school bus

Structure

Lesson 2

Listen and say. » 10

Say and do.

Listen, sing and do. » 11

seesaw

swing


sandbox

playground

Phonics

Lesson 3

Look and say.
Look and find.
Play.



A boy and a girl are sitting at a table covered with a green cloth, painting. The boy is wearing a red shirt and a red apron, and the girl is wearing a green and white striped shirt and a red apron. They are both holding paintbrushes and looking at each other. On the table are several paint bottles (yellow, orange, blue) and two bowls (blue and green).

I love our school.

Yes, it's great!


Values

Lesson 4

Listen and say. 🎧 12

Say and do.

Act.

A teacher, a man in a blue shirt and khaki pants, is standing and talking to two students, a boy and a girl. The boy is wearing a red shirt and the girl is wearing a green and white striped shirt. They are in a classroom with a blue wall. A banner that says "We love our school!" is hanging on the wall. There are some shelves and a table in the background.

The classroom looks great.

Thanks!

Numbers

Lesson 5

Learn the numbers.
Count.
Circle.

21 22 **23 24** 25 26 27 28 29 30



23



24





My Friend Rex

Story

Lesson 4

Look and say.

Listen. » 13

Listen and act. » 13




It's a sandbox.



Look! A cat!



It's my friend, Rex.



Oh no! Pat!

Vocabulary

Lesson 1

Listen and say. » 14

Listen and find. » 15

Look and say.

sad

happy

tired

cold

shy

hungry

Structure

Lesson 2

Listen and say. ➡ 16

Say and do.

Listen, sing, and do. ➡ 17



sleepy

hot

scared

thirsty

Structure: Are you (cold)? Yes, I am. / No, I'm not.

Unit 3 Lesson 2

17

Phonics

Lesson 3

Learn the sound.

Sing. 🎵 18

Find and say.

sh




sheep



shoes



fish



Music

Explore

Lesson 4

Look and listen. » 19

Listen and read. » 19

Read and say.

This is our music room.



Look at the violin.



Look at the drum. It's big!



We make music. Listen!

Numbers

Lesson 5

Learn the numbers.


Count.

Colour.

21 22 23 24 **25 26** 27 28 29 30

25

26



I'm Hungry



Story

Lesson 6

Look and say.

Listen. ► 20

Listen and act. ► 20

1

Are you hungry?

Yes, I am.

2

Are you thirsty?

Yes, I am.

3

Are you hot?

Yes, I am.

4

Are you hungry?

No, I'm not. Thank you.

Review: Are you (hungry)? Yes, I am. / No, I'm not.

Unit 3 Lesson 6

21

Vocabulary

Lesson 1

Listen and say. 🎧 21

Listen and find. 🎧 22

Look and say.

throw

read

write



Structure

Lesson 2

Listen and say. » 23

Say and do.

Listen, sing, and do. » 24



Phonics

Lesson 3

Learn the sound.

Sing. 🎵 25

Find and say.

th



throw



thumb



bath



Values

Lesson 4

Listen and say. ➡ 26

Say and do.

Act.

Your picture
is very good!

Thank you.

Yours is, too.
Good job!

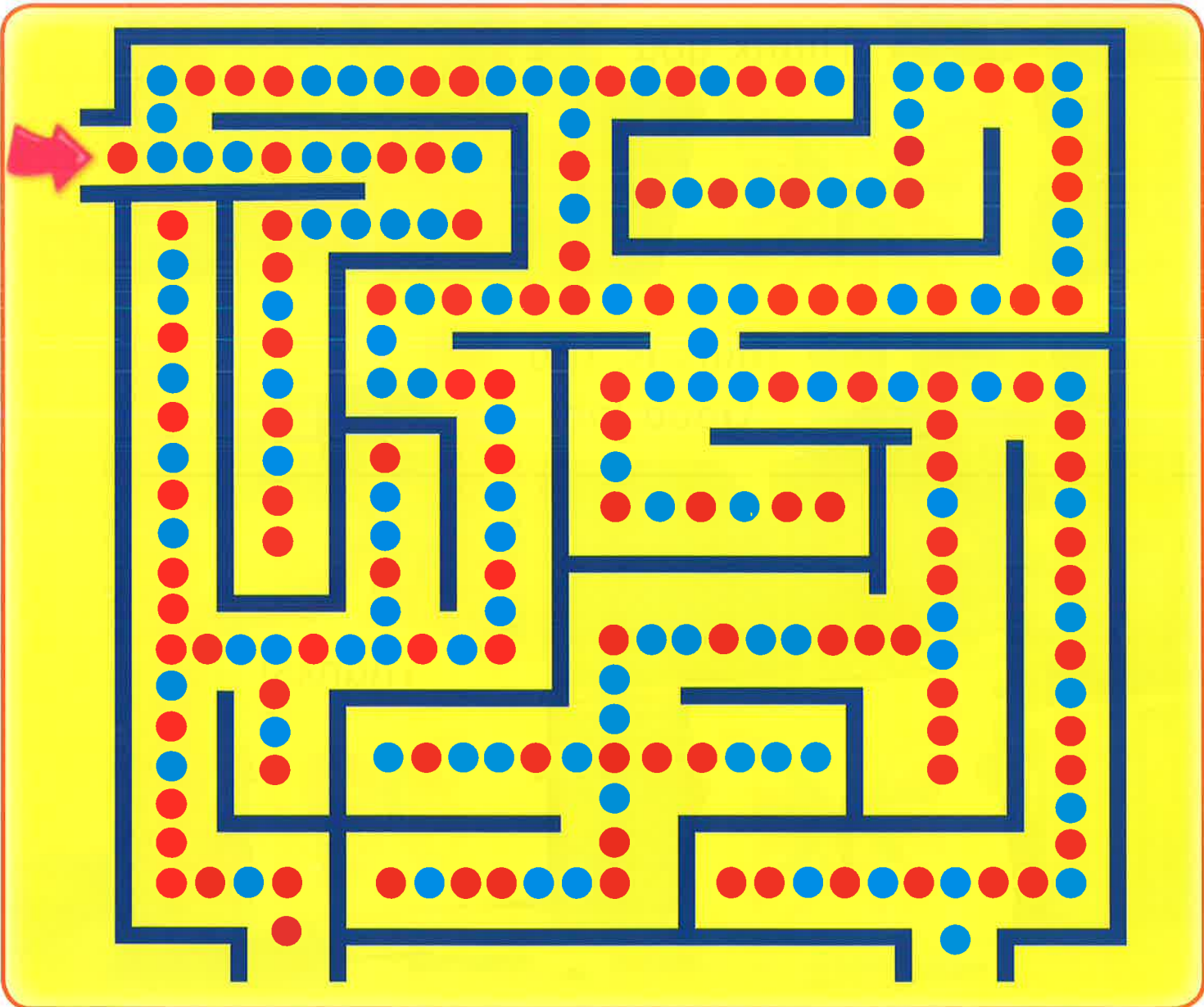
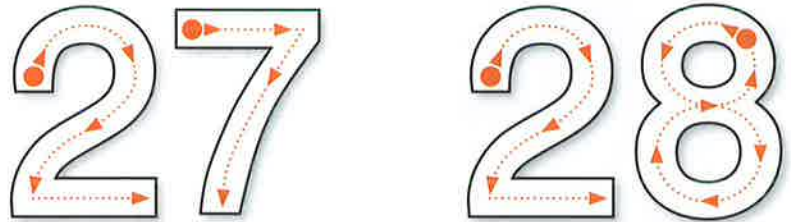
Thanks!

Numbers

Lesson 5

Learn the numbers.
Find the way.
Count and circle.

21 22 23 24 25 26 **27 28** 29 30



Project

Lesson 6

Make.

Sing. ♪ 27

Sing, do, and count. ♪ 27

1



2



3



4




Vocabulary

Lesson 1

Listen and say. ► 28

Listen and find. ► 29

Look and say.



Structure

Lesson 2

Listen and say. » 30

Say and do.

Listen, sing, and do. » 31



Structure: *There is (a kitchen). There are (five rooms).*

Phonics

Lesson 3

Learn the sound.

Sing. ♪ 32

Find and say.

ch




chocolate



beach



kitchen



sandwich


Values

Lesson 4

Listen and say. » 33

Say and do.

Act.



Let's make the bed.
Please help me.

Yes, Dad.



That's better. Good job.

Thanks, Dad.

Numbers

Lesson 5

Learn the numbers.

Count.


Write.

21 22 23 24 25 26 27 28

29 30

29

30





My Home


Story

Lesson 6

Look and say.

Listen. 🎧 34


Listen and act. 🎧 34




This is my home.



This is my living room.



There's a sofa. There's a TV.



Look, Jig! I'm on TV.

Vocabulary

Lesson 1

Listen and say. ► 35

Listen and find. ► 36

Look and say.



shelf

bed

pillow

blanket

rug

in

next to

Structure

Lesson 2

Listen and say. 🎧 37

Say and do.

Listen, sing, and do. 🎧 38

wardrobe

behind

on

under

Phonics

Lesson 3

Learn the sound.

Sing. 🎵 39

Find and say.

at




cat



hat



mat



Beds

Explore

Lesson 4

Look and listen. 🎧 40

Listen and read. 🎧 40

Read and say.

Look! There's
a slide on this bed.



This bed is under
a big bed.



Is it a car?
No, it's a bed!

Numbers

Lesson 5

Learn the numbers.

Count.

Circle the bigger pile.

10 20 30 **40 50** 60 70 80 90 100

40 50



Where Is It?


Story

Lesson 6

Look and say.


Listen. ♪ 41

Listen and act. ♪ 41



My boat!
Where is it?

Look under the sofa.



2

Where is
my boat?

Look in the
toy box.



3

Where is
my boat?

Look on
the table.



4

Your boat, Baz!
It's in your coat.

Thanks,
Sam!

Unit
7

On Holiday

Vocabulary

Lesson 1

Listen and say. ► 42

Listen and find. ► 43

Look and say.

sea

shell

beach

crab

spade

bucket

Structure

Lesson 2

Listen and say. » 44

Say and do.

Listen, sing, and do. » 45

sandcastle

sand

umbrella

towel

Structure: How many (shells) are there? There are (three shells).

Unit 7 Lesson 2

Phonics

Lesson 4

Learn the sound.

Sing. ♫ 46

Find and say.

et



jet



net



wet



pet

Plants and Flowers

Explore

Lesson 4

Look and listen. » 47


Listen and read. » 47

Read and say.

There are flowers on this tree.
They are small and pink.



These plants love the sun.



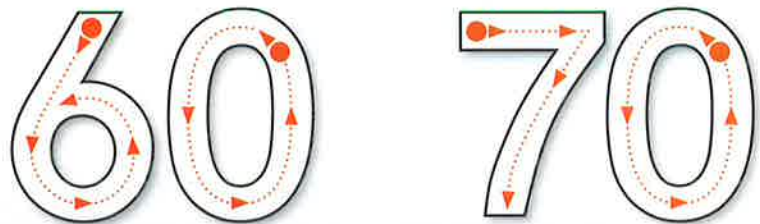
Look at these plants.
They are big and
purple.

Numbers

Lesson 5

Learn the numbers.
Count.
Join and colour.

10 20 30 40 50 **60 70** 80 90 100



How Many Sandcastles Are There?

Story


Lesson 6

Look and say.

Listen. ► 48


Listen and act. ► 48

1



Look at the sandcastles!


2



How many sandcastles are there?

One ... two ...
three ...

3



Four ... five ... six ...
seven sandcastles.

4



Uh-oh. Now there
are six sandcastles!

Review: How many sandcastles are there?

Unit 7 Lesson 6

45


Vocabulary

Lesson 1

Listen and say. 🎧 49

Listen and find. 🎧 50

Look and say.



Structure

Lesson 2

Listen and say. 🎧 51

Say and do.

Listen, sing, and do. 🎧 52

butter

milk

cheese

rice

fish

chicken

potato

Structure: She / He has got (rice).

Unit 8 Lesson 2

47

Phonics

Lesson 3

Learn the sound.

Sing. ♫ 53

Find and say.

ig



big



dig



fig





Watch me.

Values

Lesson 4

Listen and say. 🗣️ 54

Say and do.

Act.

Yes, Grandma.



Go ahead. Now you try.

Thanks, Grandma.

Numbers


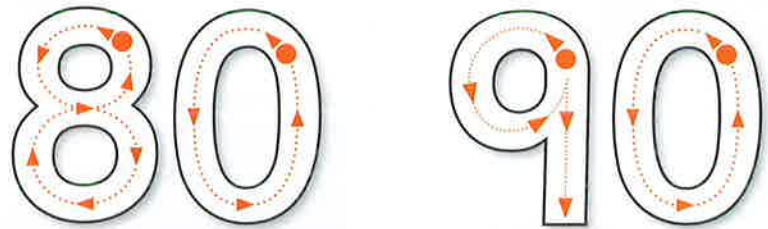
Lesson 5

Learn the numbers.

Count.

Join in order.

10 20 30 40 50 60 70 80 90 100



Project

Lesson 5

Make.

Sing. ♪ 55

Sing and do. ♪ 55



Vocabulary

Lesson 1

Listen and say. ► 56

Listen and find. ► 57

Look and say.

parrot

monkey

snake



Structure

Lesson 2

Listen and say. ► 58

Say and do.

Listen, sing, and do. ► 59



crocodile

tiger

elephant

zebra

giraffe

lion

hippo

Phonics

Lesson 3

Learn the sound.

Sing. ♪ 60

Find and say.

op



hop



mop



top



Pets


Explore

Lesson 4

Look and listen. » 61

Listen and read. » 61

Read and say.



Look at this insect.
It's our class pet.



This is my horse.
She is very big.
Her name is Sugar.



This is my rabbit.
He is hungry!

Numbers


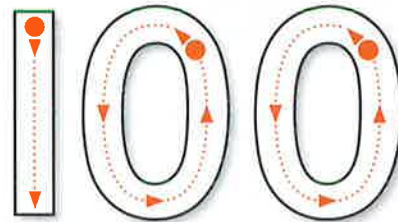
Lesson 5

Learn the numbers.

Count.

Play the game.

10 20 30 40 50 60 70 80 90 100





Story

Lesson 3

Look and say.

Listen. ► 62

Listen and act. ► 62

Pat Is A Monkey

1




Pat is a monkey!

2




He can jump.

3



He can climb.

4



Now, I'm a snake.

Vocabulary

Lesson 1

Listen and say. » 63

Listen and find. » 64

Look and say.



taxi driver



Structure

Lesson 2

Listen and say. » 65

Say and do.

Listen, sing, and do. » 66

nurse



pilot



builder



police officer



Phonics

Lesson 3

Learn the sound.

Sing. ♫ 67

Find and say.

un



bun



run



sun



Values

Lesson 4

Listen and say. ➡ 68

Say and do.

Act.



Wait! It's not safe.

Yes, sir.



OK. It's safe now.

Let's cross.

Numbers

Lesson 5

Look and say.
Listen and find.
Count.

1 2 3 4 5 6 7 8 9 10

11 12 13 14 15 16 17 18 19 20

21 22 23 24 25 26 27 28 29 30

40 50 60 70 80 90 100

Is Mum A Farmer?



Story

Lesson 6

Look and say.


Listen. » 69

Listen and act. » 69



Is mum a taxi driver?

No, she isn't.




Is mum a farmer?

No, she isn't.



Is mum a teacher?

No, she isn't.



Is mum a doctor?

Yes, she is.
Good, Adam!

Review: Is (mum) a (farmer)? No, she isn't. Yes, she is.

Unit 10 Lesson 6

63

Great Clarendon Street, Oxford, OX2 6DP, United Kingdom

Oxford University Press is a department of the University of Oxford.
It furthers the University's objective of excellence in research, scholarship,
and education by publishing worldwide. Oxford is a registered trade
mark of Oxford University Press in the UK and in certain other countries

© Oxford University Press 2014

The moral rights of the author have been asserted

First published in 2014

2018 2017 2016 2015

10 9 8 7 6 5 4 3

All rights reserved. No part of this publication may be reproduced, stored
in a retrieval system, or transmitted, in any form or by any means, without
the prior permission in writing of Oxford University Press, or as expressly
permitted by law, by licence or under terms agreed with the appropriate
reprographics rights organization. Enquiries concerning reproduction outside
the scope of the above should be sent to the ELT Rights Department, Oxford
University Press, at the address above

You must not circulate this work in any other form and you must impose
this same condition on any acquirer

Links to third party websites are provided by Oxford in good faith and for
information only. Oxford disclaims any responsibility for the materials
contained in any third party website referenced in this work

Photocopying

The Publisher grants permission for the photocopying of those pages marked
'photocopiable' according to the following conditions. Individual purchasers
may make copies for their own use or for use by classes that they teach.
School purchasers may make copies for use by staff and students, but this
permission does not extend to additional schools or branches

Under no circumstances may any part of this book be photocopied for resale

ISBN: 978 0 19 443248 1 Class Book

ISBN: 978 0 19 443249 8 MultiROM

ISBN: 978 0 19 443247 4 Pack

Printed in China

This book is printed on paper from certified and well-managed sources

ACKNOWLEDGEMENTS

Main illustrations by: Paul Gibbs.

Other illustrations by: Bethan Welby/Sylvie Poggio pp.8, 14, 20, 26, 32, 38, 44, 50,
56, 62.

Commissioned images: Oxford University Press pp.13, 25, 27, 31, 49, 51 (Haddon
Davies Photography), 61.

Stock photos: Alamy pp.18 (Shoes/Mode Images), 19 (Children drumming/Gabe
Palmer), 24 (Child throwing/Chuck Franklin), 30 (Chocolate/Cre8tive Studios),
30 (Kitchen/Aardvark), 32 (LHB Photo), 55 (Child with stick insect/Dan Burton),
55 (Girl with horse/Juniors Bildarchiv); Argos Direct p.37 (Boy's bedroom);
Corbis UK Ltd p.7 (Man with laptop/Patrick Lane/Somos Images); Getty Images
pp.7 (Old couple/Comstock), 19 (Drum/Dave King), 36 (Hat/Dorling Kindersley),
42 (Boy in summer/Malcolm MacGregor), 43 (Cherry trees/Travelif), 48 (Children
on beach/Colin Hawkins), 48 (Carrying shopping/MoMo Productions),
55 (Boy with rabbit/Comstock), 60 (girl running/rubberball); GLTC p.37 (Boy
playing); 37 (Girl's bedroom), iStockphoto p.60 (Hamburger/Davide Chiarito);
Oxford University Press pp.7 (Girl cutting/Photodisc), 18 (Sheep/Photodisc),
18 (Goldfish/David Cook/www.blueshiftstudios.co.uk), 24 (Bath/Digital Vision),
30 (Beach/Carl & Ann Purcell), 36 (Cat/Photodisc), 36 (Mat/Judith Collins),
42 (Hoop/Photodisc), 42 (Plane/Mark Mason), 54 (mop/Stockdisc), 54 (Hopscotch/
Pixland), 54 (spinning top/D. Hurst); Photolibrary Group pp.19 (Music teacher/
Image100), 43 (Cactus/Wendy Connett); shutterstock pp.24 (Thumb/Butterfly
Hunter), 48 (Gladskikh Tatiana), 60 (sun/gladcov).